

Club Notes:



September 2013

To All Our Crown Jewels Club Members:

Vacations:

Kim thought it would be fun to take the train out to Washinton....so off they went. Thought she could draw, but there was that pesky little train motion which vibrated the mouse. Drawing didn't happen. Thought she would have access to the internet....hot spot wouldn't connect due to metal train and all the mountains. And then the fun began. So, facing each other in a space about 3 feet wide, Dave started timing and predicting Kim's hot flashes. Don't you know she really appreciated that! But, she had her revenge. Dave got to "sleep" in the top bunk, encased by a harness which did not allow for much movement, and he hypothesized that it would be similar to sleeping in a closed coffin.

Then....the A/C in the train quit. It was 85 degrees in their cubicle and 95 degrees in the club car. Her text message to me said, "Not fun any more!"

At one point, Kim didn't think she'd be able to get Dave back on the train! At last they arrived, got comfortable in the hotel where they were fed and watered.

Attended the North West Pacific Quilt Festival, where Serengeti won 2nd place in pictorial wall quilts. Went shopping at the vendors. She brought back yards of silk kimono strips as a neat project (like we need another project). Guess after we press all the silk strips, we will make them into silk scarves. Should be fun!

She traveled to Canada via ferry. Dave took anti-sea sick medication, and was pretty much out of it for awhile. They did see whales, sea lions, seals, and the trees were already starting to change colors. Lots of beautiful flowers....and a black squirrel!

I am sooooo glad she's back!

— Janet & Kim

The Pearl Lady
contains 119 patterns,
including 32 panos,
a retail value of
\$1350.

Come See Sweet Dreams Quilt Studio
at the
[MQX Quilt Festival—Pacific Northwest!](#)



MQX Quilt Festival - Pacific Northwest

Formerly MQX West - Portland, Oregon

Register NOW for Classes & Events

Portland, Oregon dates are October 9-12, 2013

Panos



Pattern: atlantis pano bottom 001

Archive: Pearl Baron



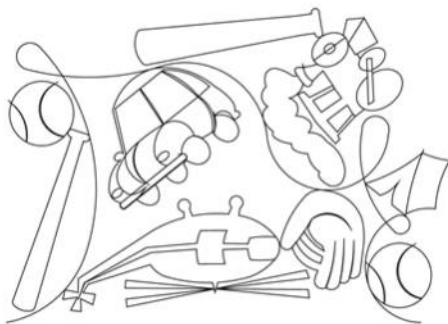
Pattern: atlantis pano top 001

Archive: Pearl Baron



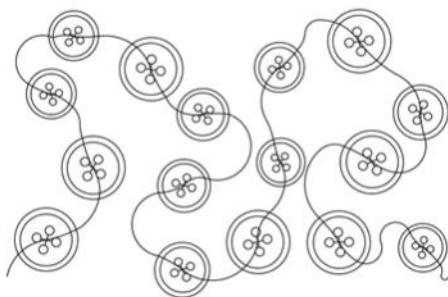
Pattern: aussie qov pano 001

Archive: Pearl Baron




Pattern: boys toys 003

Archive: Pearl Baron



Pattern: button pano 002

Archive: Pearl Baron



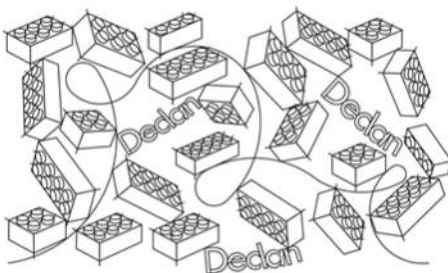
Pattern: candy apple pano 001

Archive: Pearl Baron



Pattern: colts pano 001

Archive: Pearl Baron




Pattern: declan pano 001

Archive: Pearl Baron




Pattern: dinos parade pano 002

Archive: Pearl Baron




Pattern: football redskins pano

Archive: Pearl Baron



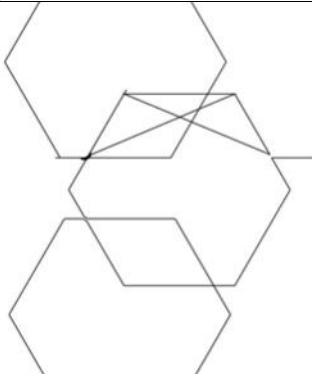
Pattern: going places pano 001

Archive: Pearl Baron




Pattern: grenade pano 001


Archive: Pearl Baron



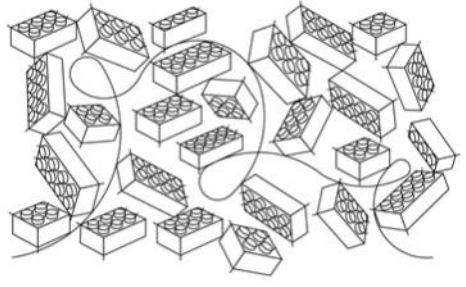
Pattern: hexie pano 001
 Archive: Pearl Baron



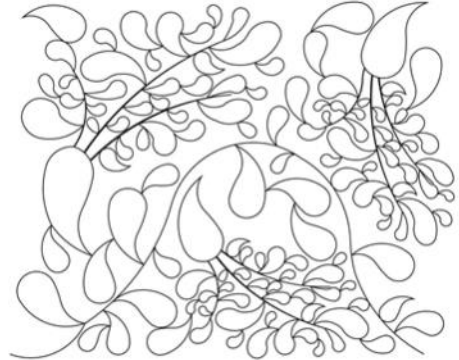
Pattern: hilltoppers pano 001
 Archive: Pearl Baron




Pattern: horse shoe pano 003
 Archive: Pearl Baron




Pattern: lego pano 001
 Archive: Pearl Baron




Pattern: peacock pano 006
 Archive: Pearl Baron



Pattern: penguin pano 002
 Archive: Pearl Baron



Pattern: pi pano 001
 Archive: Pearl Baron




Pattern: porcupine pano 001
 Archive: Pearl Baron



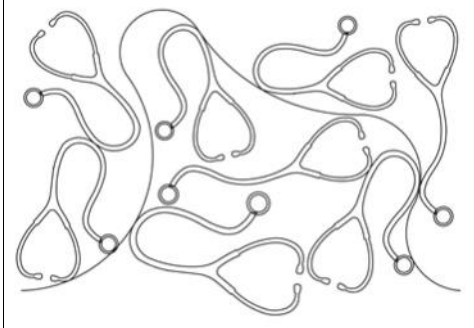
Pattern: ribonn valerie
 Archive: Pearl Baron



Pattern: riley pano 001
 Archive: Pearl Baron



Pattern: rugby shark pano
 Archive: Pearl Baron



Pattern: stethoscope pano 001
 Archive: Pearl Baron



Pattern: sunflower pano 005

Archive: Pearl Baron



Pattern: teapot pano 001

Archive: Pearl Baron



Pattern: tenn pano 001

Archive: Pearl Baron




Pattern: tenn pano 002

Archive: Pearl Baron




Pattern: tenn pano 003

Archive: Pearl Baron



Pattern: vipers pano 001

Archive: Pearl Baron



Pattern: wv pano 002

Archive: Pearl Baron




Pattern: yount pano 001

Archive: Pearl Baron

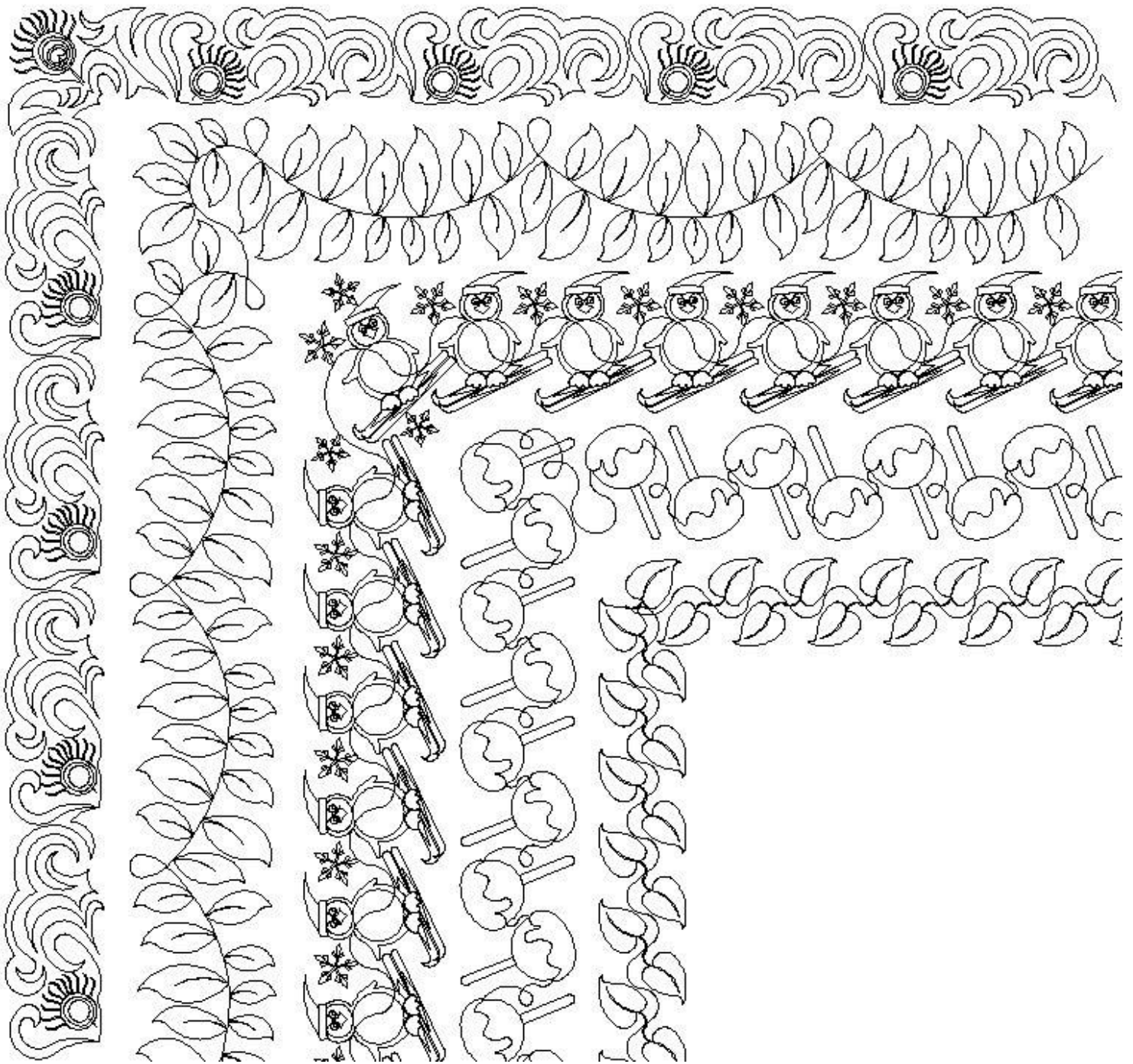


Have you ever wanted to know what a particular quilt design would look like on the quilt you just got in at your studio? Coming soon, Sweet Dreams Quilt Studio will release Quilter's LightBox software, which you can use to audition designs on your quilts and show the results to your customers! [Watch for an email blast toward the end of September!](#)

Bitty Blocks



New Border & Border Corner Sets



Jack's Patch Faces (applique on your longarm)



Pattern Type	Size	Name of Existing Pattern for Modification	Name to be included in pattern	Attach good photos of quilt and blocks	Style you're going for. Other patterns you're using in the quilt, etc.
Block #1					
Block #2					
Block #3					
Border & Border Corner #1					
Border & Border Corner #2					
Border & Border Corner #3					
Triangle-Equilateral (all sides equal and all angles are 60 degrees)					
Triangle-Isosceles (two equal sides and two equal angles)					
Triangle-Scalene (no equal sides & no equal angles)					
Sash					
Point-to-Point					
Edge-to-Edge—Directional					
Edge-to-edge-Non Directional					
Edge-to-Edge-Interlocking					
Edge-to-Edge-Squared					

Important things to consider and include with your design request:

When you take photos of the quilt and/or quilt block, the camera should be parallel to the quilt (we need a straight on shot). If we have to draft out the block, it helps a lot to capture correct angles.

If you want an existing pattern modified, we need the exact pattern name. (We cannot modify another designer's pattern, so please don't ask us to do that.)

Style you're going for: If you want celtic, but don't tell us and we make floral, no one will be happy.


If you want a name included in the pattern, you need to double check the spelling before you submit the request. If you find out after the pattern has been designed that you requested the pattern with incorrect spelling, your submission of the correct name spelling goes to the end of the drawing list, causing a delay for you.

If your machine has a short throat, please make sure you tell us the largest amount of the fabric your machine has access to quilt. [PLEASE email your design requests \(you can follow up with a phone call, but it helps us to have the email.\)](#)

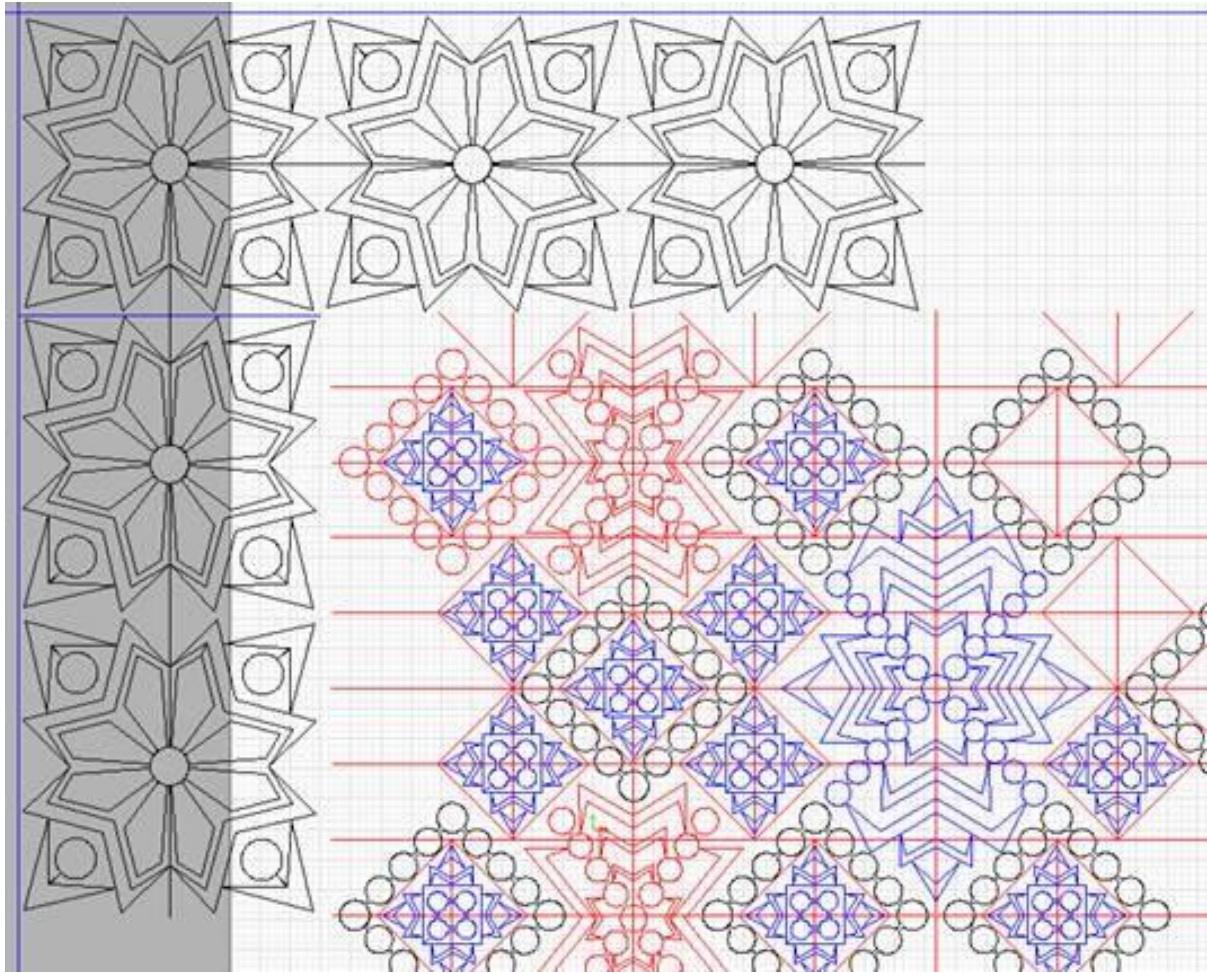
New Peacock Feathers



Layout for Lemoyne Star (sun spirit patterns)



Van Hill Patterns



Favorite Longarm Supplies Vendors:

We've had many questions from new longarm quilters about the best places to buy their supplies. So, we thought we'd provide a list of our favorite vendors. This is not an exclusive list...you may already have other vendors who take care of your longarm supply needs...and we're not trying to convert anybody.

Superior Thread: I buy King Tut Thread in the 2000 yard cones, although they have poly thread as well. They sell wholesale only, so you'll need your sales tax certificate to set up an account. They have an amazing selection of thread. They have fabulous customer service and an easy online account set up process. They also ship internationally! <http://www.superiorthreads.com>

Checker Distributing: Wholesale Only.....I have rarely looked in vain for anything quilt related on their site. Shopping for supplies can be addicting! Shipping is charged on large items, but not on items such as pins, needles, thread, books, scissors, or most other notions. They do charge shipping on bolts of fabric, luggage, cutting mats, Ott Lights, etc. <http://www.checkerdist.com>

SouthStar Supply Company: They have scissors, snips & holsters, bobbins, pattern making supplies, rotary cutters, mats, knives, sharpeners, notions, needles, pins, ergonomics, safety, & handling supplies, steamers, machine oil, spot lifters, silicone.....and they are very nice people to work with. <http://www.southstarsupply.com>

Quilter's Dream Batting: I have pretty much stopped purchasing rolls of batting. I find it easier to maintain an accurate inventory of batting, and it stores well. Unlike some packaged batting, I don't find that the QD batting is distorted, and so it doesn't require a trip through my dryer before I can use it. Some of my best friends who also have longarm quilting businesses stock packaged batting as well as batting on a roll. We agree that these people are easy to work with! <http://www.quiltersdreambatting.com>

Quilted Memories: This Hobbs Batting distributor is only a quick phone call away. She ships UPS or Fed Ex. UPS costs a bit more, but since they'll put my packages inside my garage rather than leaving it out on my front porch, I don't mind that extra cost. This lady (Lyn Heilman) makes it happen! When I find myself in a batting crunch, she's there for me! Just gotta love that! (Plus she provided all the classroom batting for the SUGAR 2010 Conference this past summer). <http://www.quiltedmemoriesllc.com>

Virginia Longarm: I buy the dress bag and the 3-sided zipper totes to deliver my quilts to customer. They bring their next quilt to me in their bag. When I arrive at our guild meetings, laden with my purple bags, people say it looks like Christmas. Their quilts stay clean and it adds a little extra class and professionalism to my business. <http://www.virginialongarm.com> or call 804-708-0741.